


VISITOR'S GUIDE



APL

The Johns Hopkins University • Applied Physics Laboratory

APL VISITOR'S GUIDE

APL is a secure facility, operating under Department of Defense regulations for restricted entry. All visits to the Laboratory must be preapproved via written request and notification by responsible staff members.

Entry/ID Requirements: Visitors must present photo identification to the lobby receptionists, sign the visitor register, receive the appropriate badge, and remain under escort unless otherwise authorized by Visitor Control. Passports are required for foreign visitors, and resident aliens must present their Resident Alien Card (Green Card) for entry to the Laboratory. Questions regarding the status of a visitor's access to the Laboratory should be directed to Visitor Control (Phone: 240-228-5661 or 443-778-5661; Fax: 240-228-6400 or 443-778-6400). Visitors attending a meeting should have their visit request faxed to Visitor Control or sent via SMO code 888984.

Restricted/Controlled Items: Before your visit, please review the Laboratory's rules for bringing restricted and controlled items, such as electronic devices, on site. APL's Controlled Items Policy is provided here: <http://www.jhuapl.edu/privacy/controlled.asp>.

Parking: Visitors should park in the designated visitor parking lot closest to the building they will be entering (see the APL Campus Maps below) unless directed elsewhere by their APL point of contact. When leaving APL, visitors should ask the Security Officer or Lobby Receptionist for the appropriate gate combination in order to exit the parking lot.

Wireless Coverage: APL has a Guest wireless network that is available for general use by visitors to the APL campus. This network provides Internet access, can be used to send encrypted communications, and supports 802.11 b/g. Access to the network requires a Wired Equivalent Privacy (WEP) key and a Guest user password. Visitors will need to set up a "guest" network name or Service Set Identifier (SSID) through their wireless configuration utility using the WEP key.

Contact Information

Locations

Main Campus:

The Johns Hopkins University
Applied Physics Laboratory
11100 Johns Hopkins Road
Laurel, MD 20723-6099

Montpelier Campus:

- MP1 (7700 Montpelier Road)
- MP2 (7701 Montpelier Road)
- MP4 (7703 Montpelier Road)
- MP5 (7705 Montpelier Road)
- MP6 (7651 Montpelier Road)

South Campus:

11101 Johns Hopkins Road
Laurel, MD 20723-6099

Telephone/Fax

Washington, DC:

Phone: 240-228-5000
Fax: 240-228-1093

Baltimore:

Phone: 443-778-5000
Fax: 443-778-1093

Option 1: Direct dial 240-228-#### (Washington-area callers) or 443-778-#### (Baltimore-area callers); substitute the extension number for ####. Long-distance callers may use either area code.

Option 2: Dial the automated attendant on 240-228-6000 or 443-778-6000 and enter the 5-digit extension number after the prompt.

Option 3: Dial the main consoles on 240-228-5000 or 443-778-5000 and ask the operator to transfer the call.

Office	From the Washington, DC, Area	From the Baltimore Area
Public Affairs	240-228-5021	443-778-5021
Business Development	240-228-5711	443-778-5711
Employment/College Relations	240-228-3172	443-778-3172
Colloquium	240-228-6588	443-778-6588
Visitor Control	240-228-5661	443-778-5661

Maps and Directions

APL is located on Johns Hopkins Road, approximately 1/2 mile west of U.S. Route 29. There are several visitor entrances:

Montpelier Road: Montpelier Research Park (APL offices) (0.4 miles from Route 29)

Pond Road: Credit Union, Kossiakoff Center, and East Campus (0.6 miles from Route 29)

APL Drive: Main Laboratory Entrance (0.8 miles from Route 29)

Building 26 (Warfare Analysis Laboratory): Right turn onto Sanner Road, then second right entrance

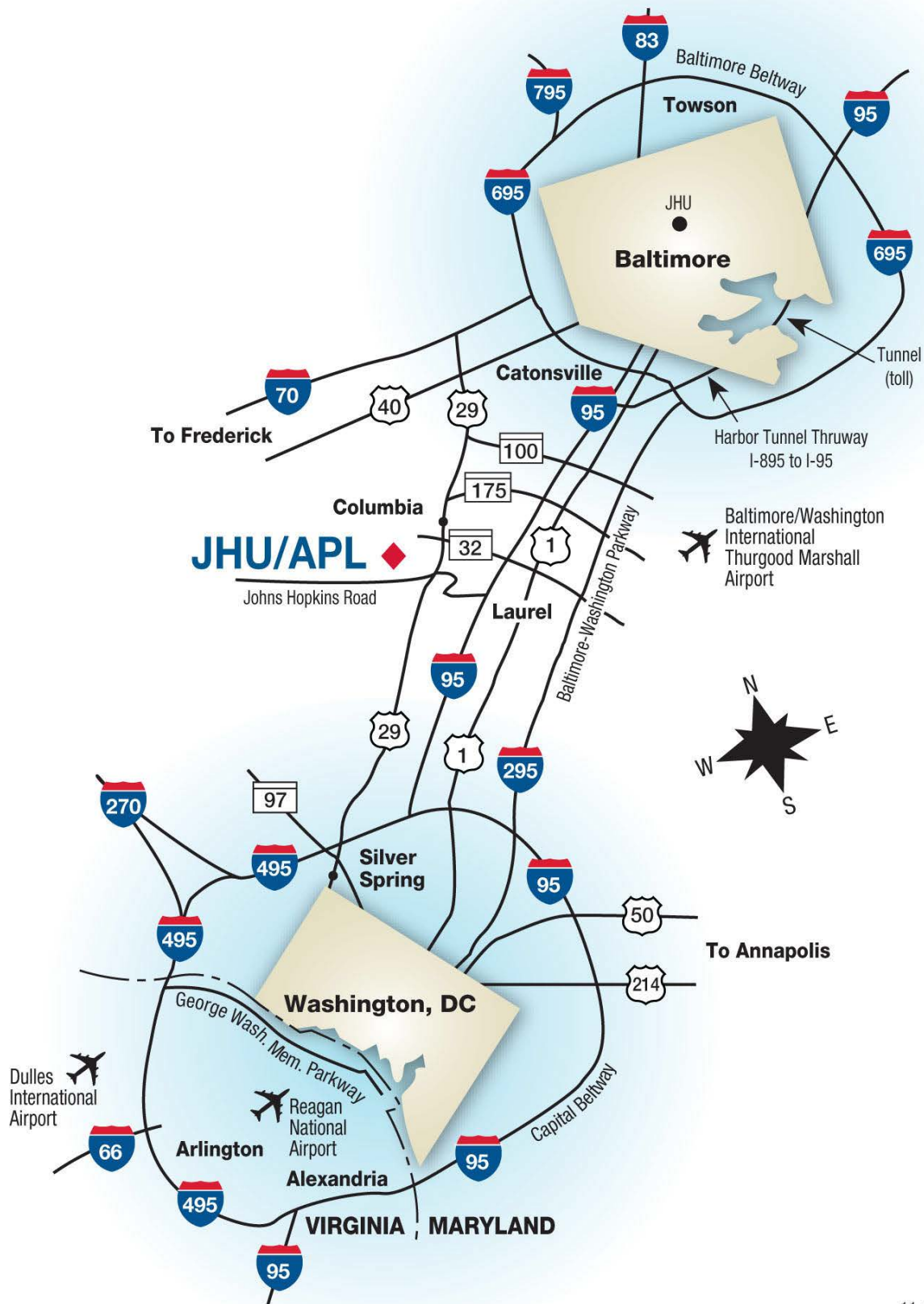
Building 23 (Space Integration Test Facility): Right turn onto Sanner Road, then fifth right entrance, followed by a right turn toward Building 23 (0.8 miles from Johns Hopkins Road)

Building 200 (11101 Johns Hopkins Road): Left turn off of Johns Hopkins Road, immediately after Pond Road on the right



11-02534

Map of Columbia/Laurel



11-02534

Baltimore/Washington Metropolitan Area Map

Directions

From the Baltimore Area:

1. Take I-95 South toward Washington, DC.
2. Take MD Route 32 West (toward Columbia).
3. Go 2.5 miles and take U.S. Route 29 South (toward Washington, DC).
4. Go 1.5 miles and take exit 15 for Johns Hopkins Road.
5. Exit onto Johns Hopkins Road.

From Washington, DC, and the Capital Beltway (I-495):

1. Take I-95 North toward Baltimore.
2. Go 8 miles and take MD Route 216 West (toward Scaggsville).
3. Go 0.3 miles and take U.S. Route 29 North (first exit off of traffic circle).
4. Go 1.2 miles and take exit 15 for Johns Hopkins Road.
5. Exit onto Johns Hopkins Road (third exit off of traffic circle).

Alternate Washington, DC/Capital Beltway Route:

1. From the Capital Beltway (I-495), take I-95 North toward Baltimore.
2. Go 10 miles and take MD Route 32 West (toward Columbia).
3. Go 2.5 miles and take U.S. Route 29 South (toward Washington, DC).
4. Go 1.5 miles and take exit 15 for Johns Hopkins Road.
5. Exit onto Johns Hopkins Road.

Alternate Washington, DC/Capital Beltway Route:

1. From the Capital Beltway (I-495), take U.S. Route 29 North (Colesville Road).
2. Go 10 miles and take exit 15 for Johns Hopkins Road.
3. Exit onto Johns Hopkins Road (third exit off of traffic circle).

From Baltimore/Washington International Thurgood Marshall (BWI) Airport:

1. Take I-195 West out of the terminal.
2. Go 4.5 miles and take exit 4 to I-95 South toward Washington, DC.
3. Go 10 miles and take MD Route 32 West (toward Columbia).
4. Go 2.5 miles and take U.S. Route 29 South (toward Washington, DC).
5. Go 1.5 miles and take exit 15 for Johns Hopkins Road.
6. Exit onto Johns Hopkins Road.

From Reagan National Airport:

1. Take the George Washington Memorial Parkway North.
2. Go 16 miles and take the Capital Beltway (I-495) East or North toward Baltimore.
3. Go 15 miles and take I-95 North toward Baltimore.
4. Go 10 miles and take MD Route 32 West (toward Columbia).
5. Go 2.5 miles and take U.S. Route 29 South (toward Washington, DC).
6. Go 1.5 miles and take exit 15 for Johns Hopkins Road.
7. Exit onto Johns Hopkins Road.

From Washington Dulles International Airport:

1. Take the Dulles Airport Access Road out of the airport.
2. Go 12 miles to exit 18 for the Capital Beltway (I-495) East or North toward Baltimore.
3. Go 18 miles and take I-95 North toward Baltimore.
4. Go 10 miles and take MD Route 32 West (toward Columbia).
5. Go 2.5 miles and take U.S. Route 29 South (toward Washington, DC).
6. Go 1.5 miles and take exit 15 for Johns Hopkins Road.
7. Exit onto Johns Hopkins Road.

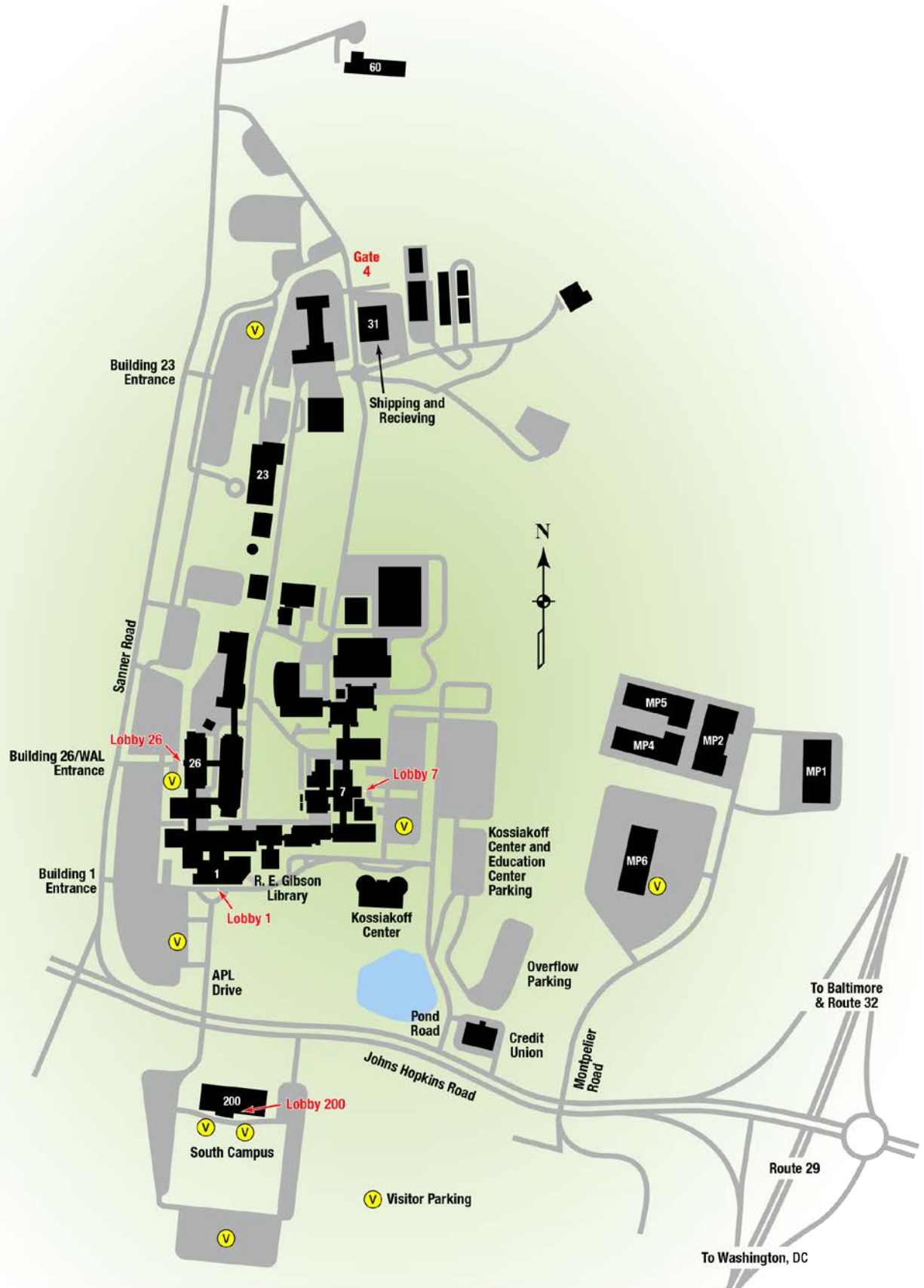
From I-70 East:

1. Take exit 80 and merge onto MD Route 32 East.
2. Go 8.6 miles and take exit 17 for Cedar Lane toward Sanner Road.
3. Keep right at the fork and merge onto Cedar Lane.
4. Cedar Lane turns slightly left and becomes Sanner Road.
5. Go 1.2 miles (to second stoplight) and turn left onto Johns Hopkins Road.

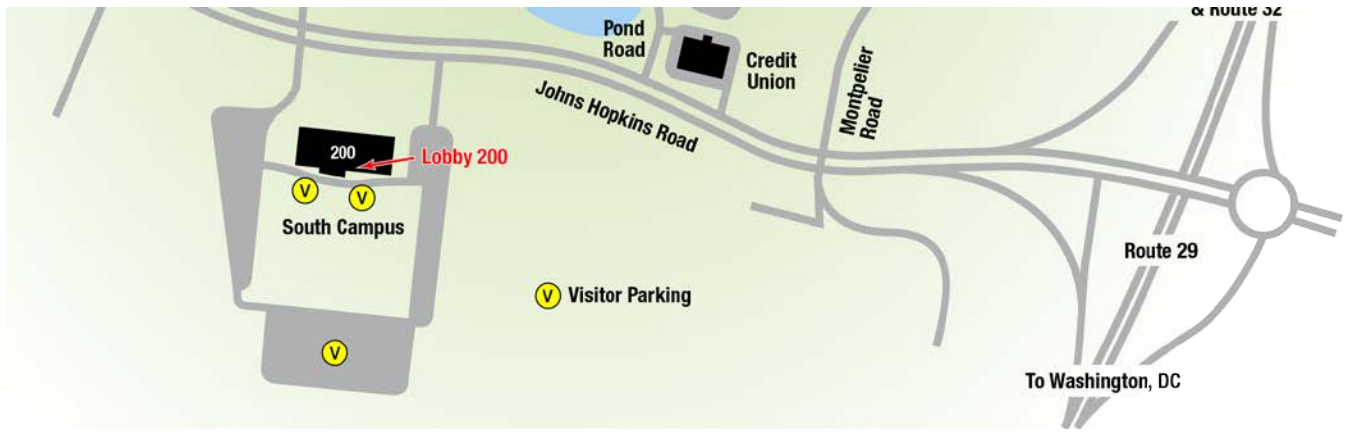
From NASA Goddard Space Flight Center:

1. Take the Baltimore-Washington Parkway (I-295) North about 10 miles.
2. Exit onto MD Route 32 West (toward Columbia).
3. Go 2.5 miles and take U.S. Route 29 South (toward Washington, DC).
4. Go 1.5 miles and take exit 15 for Johns Hopkins Road.

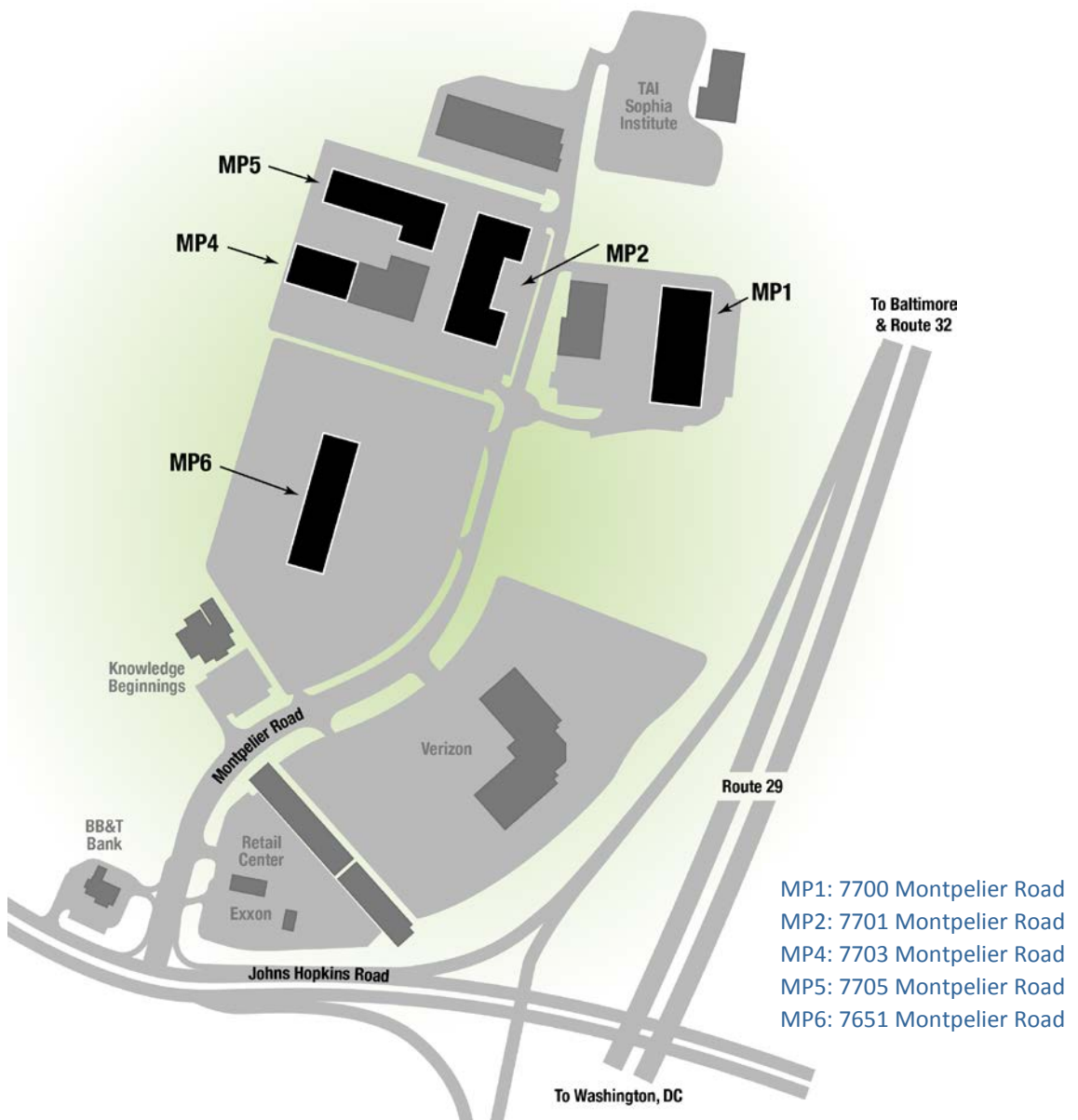
Campus Maps



Map of Entire APL Campus (Main Campus, South Campus, and Montpelier Campus)



Map of APL South Campus (Building 200), located at 11101 Johns Hopkins Road



- MP1: 7700 Montpelier Road
- MP2: 7701 Montpelier Road
- MP4: 7703 Montpelier Road
- MP5: 7705 Montpelier Road
- MP6: 7651 Montpelier Road

Detailed Map of APL Montpelier Campus

Lodging

<p><i>Courtyard by Marriott Columbia</i> <i>(distance from APL: 6.5 miles)</i> 800-321-2211 or 410-290-0002 8910 Stanford Boulevard Columbia, MD 21045 Courtyard by Marriott Columbia</p> <p><i>Courtyard Fort Meade at National Business Park</i> <i>(distance from APL: 11.9 miles)</i> 301-498-8400 2700 Hercules Road Annapolis Junction, MD 20701 Courtyard Fort Meade at National Business Park</p> <p><i>DoubleTree by Hilton Columbia</i> <i>(distance from APL: 6.5 miles)</i> 800-445-8667 or 410-997-1060 5485 Twin Knolls Road Columbia, MD 21045 Hilton Columbia</p> <p><i>Extended Stay Hotels Columbia Corporate Park</i> <i>(distance from APL: 6.5 miles)</i> 410-872-2994 8890 Stanford Boulevard Columbia, MD 21045 Extended Stay Columbia Corporate Park Hotel</p> <p><i>Hampton Inn Columbia</i> <i>(distance from APL: 9.0 miles)</i> 410-997-8555 8880 Columbia 100 Parkway Columbia, MD 21045 Hampton Inn Columbia</p>	<p><i>Homewood Suites by Hilton Columbia</i> <i>(distance from APL: 6.0 miles)</i> 410-872-9200 8320 Benson Drive Columbia, MD 21045 Homewood Suites by Hilton Columbia</p> <p><i>Marriott Residence Inn Columbia</i> <i>(distance from APL: 9.5 miles)</i> 410-997-7200 4950 Beaver Run Ellicott City, MD 21043 Residence Inn Columbia</p> <p><i>Sheraton Columbia Town Center Hotel</i> <i>(distance from APL: 6.0 miles)</i> 800-638-2817 or 410-730-3900 10207 Wincopin Circle Columbia, MD 21044 Sheraton Columbia Town Center Hotel</p> <p><i>Sonesta ES Suites</i> <i>(distance from APL: 10.0 miles)</i> 410-964-9494 8844 Columbia 100 Parkway Columbia, MD 21045 Sonesta ES Suites</p> <p><i>The Columbia Inn at Peralynna</i> <i>(distance from APL: 9.8 miles)</i> 410-715-4600 or 877-737-2596 10605 Route 108 Columbia, MD 21044 The Inn at Peralynna Manor</p>
<p>APL must comply with government regulations pertaining to lodging per diem limits. For visitors traveling in connection with Laboratory business, we recommend that you request the APL rate when making your reservation at one of the hotel properties listed above. If your reservation is being made through a hotel chain's 800 service, that service might not recognize the special APL rate. Therefore, make sure to advise the hotel front desk at check-in that your stay is related to your APL visit so that the hotel will honor the special rate.</p>	

Restaurants*

Montpelier Retail Center			
Asian Express 7500 Montpelier Drive Laurel, MD 20723 301-725-8363	Kloby's Smokehouse BBQ 7500 Montpelier Drive Laurel, MD 20723 301-362-1510	Tandoor Grill 7500 Montpelier Drive Laurel, MD 2072 301-362-4222	Subway 7500 Montpelier Drive Laurel, MD 20723 301-776-6446
Ginza of Tokyo Steakhouse 7530 Montpelier Drive Laurel, MD 20723 301-776-6764	La Palapa Too & Saloon 7500 Montpelier Drive Laurel, MD 20723 301-725-3111	Facci 7530 Montpelier Road Laurel, MD 20723 301-604-5555	
Near APL			
Chick-Fil-A 10975 Johns Hopkins Road Laurel, MD 20723 301-497-4497			

*Guests are also welcome to use the full-service cafeteria located on APL's Main Campus in Building 1.

Transportation

Baltimore/Washington International Thurgood Marshall (BWI) Airport information and passenger paging:	410-859-7111 800-435-9294
Dulles International Airport (Virginia) information:	703-572-2700
Reagan National Airport (Washington, DC) information:	703-417-8000
Limousine service:	301-912-0000 410-519-0000
Taxicab service through Columbia Cab:	410-880-6916
Shuttle service through The Airport Shuttle, Inc.:	410-381-2772 800-776-0323
Area train service using AMTRAK :	800-872-7245
Metrorail (Washington, DC, subway) and Metrobus (Washington, DC) :	202-637-7000
Bus service through Greyhound bus lines :	214-849-8966
Additional services are available through the Maryland Department of Transportation , including Metro Subway, Light Rail, MARC Train, and Commuter Bus.	